

DYNAMOES DASH

September 2024

In support of the Darby Rimmer MND Foundation



The Event



To Northenden

To Heald Green

Supporting the Darby Rimmer MND Foundation

To Hale Barns

To J Davidson Stadium

To Oakhurst Drive





Plan of the Event 3

This event is team event with teams of up to six walkers taking on a circular route starting and finishing at the home of Stockport Dynamoes JFC. The route of a little over 17 miles has been broken down into five stages, Heading over to Altrincham FC and back again.

Stage	From	To	Miles	Total Miles	Mins	Start	End
1	Stockport Dynamoes	Heald Green	3.38	3.38	60.84	10.00	11.01
2	Heald Green	Hale Barns	3.49	6.87	62.82	11.11	12.14
3	Hale Barns	Altrincham	2.08	8.95	37.44	12.24	13.01
4	Altrincham	Boxx2Boxx Coffee	4.22	13.17	75.96	13.21	14.37
5	Boxx2Boxx Coffee	Stockport Dynamoes	3.87	17.04	69.66	14.47	15.57

Teams will be set off at 20 second intervals at the start to prevent excessive crowding on pavements. As stage ends, one person from each team will need to check in with the marshals.

There is no demand for all members of the team to walk every one of the seven stages. This allows for people of differing walking abilities to take part. If a team chooses to walk the route in some sort of rotating stage rota, they will need to provide their own support vehicle.





Joining the Walk

4

There are two ways to join the event

WALKERS

Fundamentally, the participants in the Dynamoes Dash will be the walkers. People will enter in teams of up to six people. The team will stay together through the walk. Teams can include children, but they must be accompanied by adults who are responsible for the safety of the children in their team at all times.

Not all team members need to complete each stage. If some walkers don't feel that they can complete the full 17 miles, teams can share out the stages. As long as the team has its own support vehicle to transfer the non-walkers around, and someone from the team is completing each stage, the team is completing the course.

MARSHALS

We will need three pairs of marshals to cover rotating stage ends. Their role will be to check in each team at the end of each stage. This allows us to make sure that everyone is safely progressing around the course.

REGISTRATION FEE

Everyone taking part as a walker or marshal will be asked to pay a registration fee of £10. This is largely to cover the cost of the event t-shirt. Any extra money raised will go to the Foundation..





Will be replaced by the real event t-shirts once they have been designed



T-shirts

T-shirts for the event will be designed and supplied by White Lodge Group, regular suppliers to Redwood Events.

The walkers will wear yellow t-shirts with black and white print. Marshals will wear black t-shirts with yellow and white t-shirts All walkers and marshals will register to take part and the registration fee of £10 will include a t-shirt.





FUNDRAISING

Fundraising

6

Our fundraising effort will take many forms

Personal Fundraising

Each team will have an online fundraising page as part of an overall event page. We ask that each team tries to arrange a minimum of £100 per person in the team.

Stage Sponsors

We are looking to get a sponsor for each stage of the journey. More information on this can be found on the next page





Our Sponsors

7

Events like this need willing and generous backers to make sure that we have the funding to make the event possible. We are looking for one main sponsor to donate £300 cover the costs of the event.

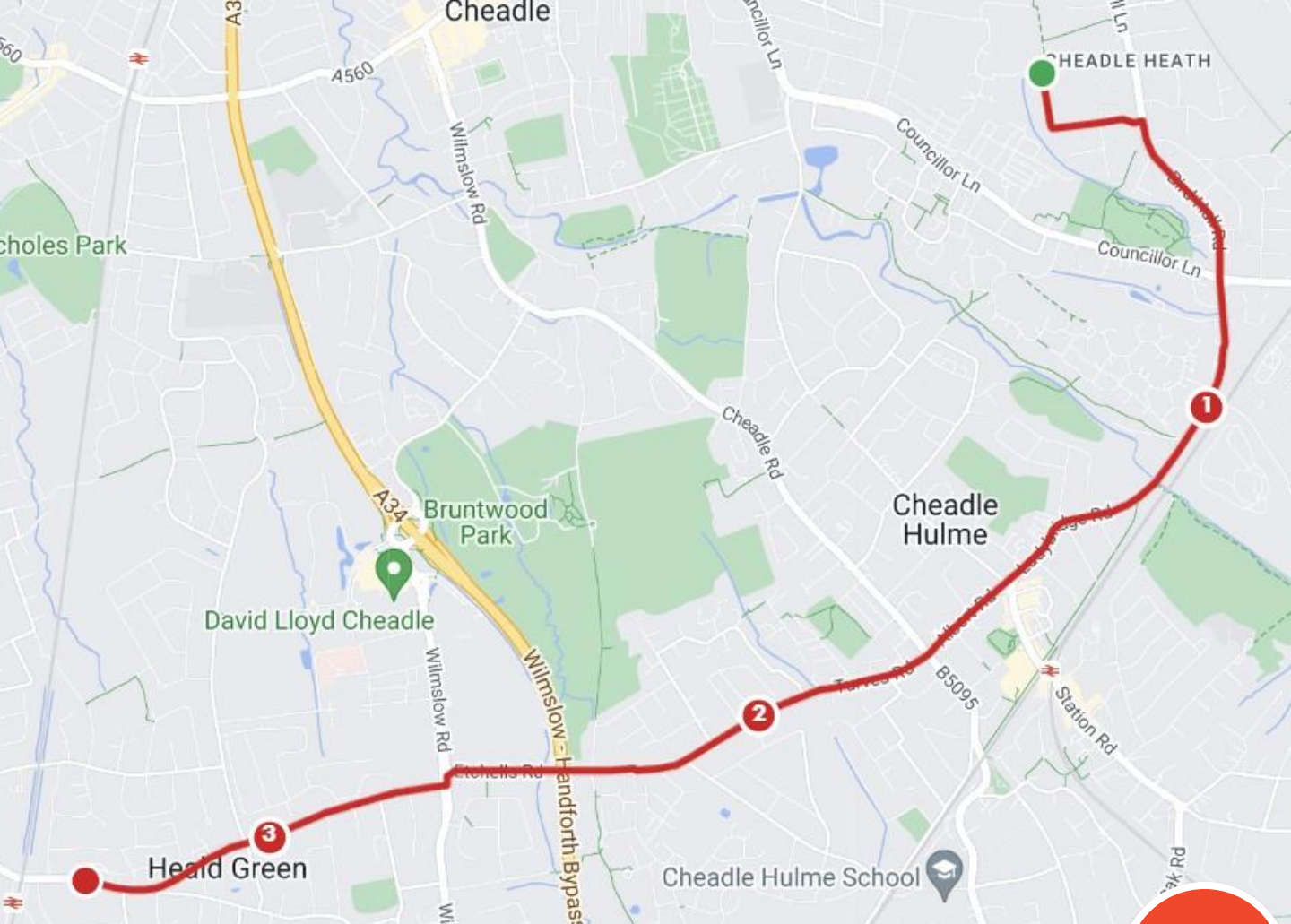
In addition, we will recruit 5 'Stage Sponsors', companies who will donate a minimum of £150 in support of the event. All this money will go directly to the Foundation. All sponsors names will be on the event t-shirts with the main sponsor with pride of place. All logos will appear on the event banner.

Stage	From	To	Stage Sponsor
1	Stockport Dynamos	Heald Green	
2	Heald Green	Hale Barns	
3	Hale Barns	Altrincham	
4	Altrincham	Boxx2Boxx Coffee	
5	Boxx2Boxx Coffee	Stockport Dynamos	



The Route





Stage 1 – Dynamoes to Heald Green

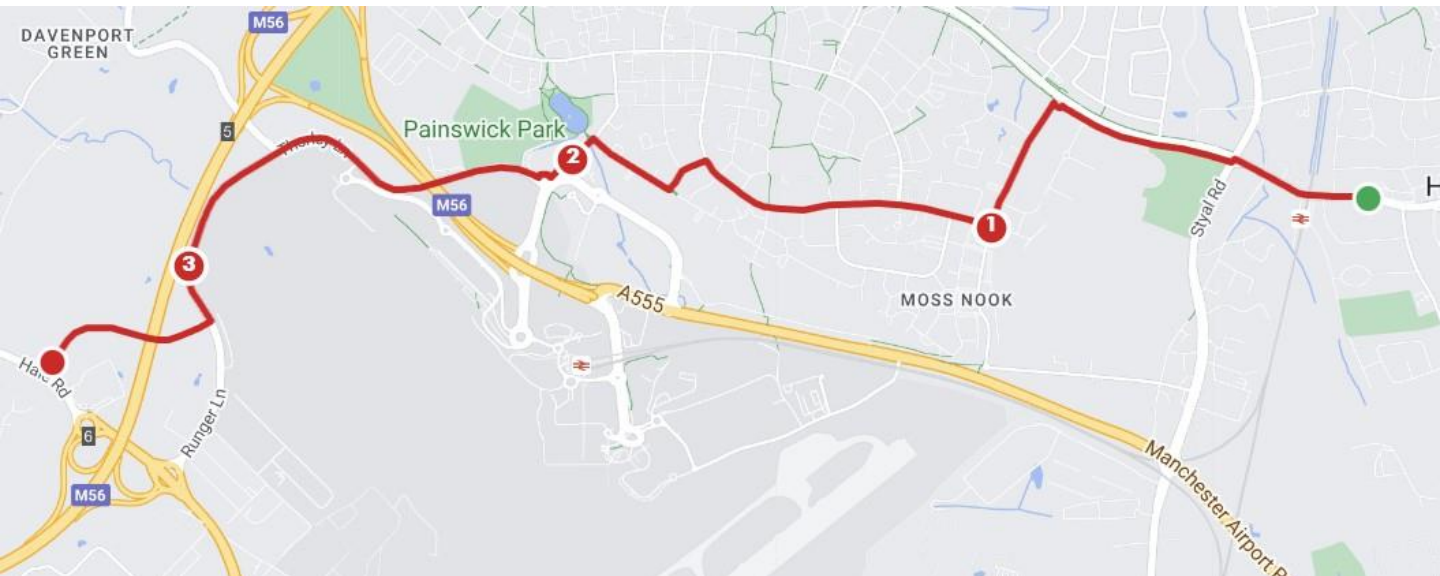
9

- 0.0 – Head down Oakhurst Drive and at the end, turn right on Bird Hall Lane
- 0.6 – Straight on at the lights with Adswold Road onto Ladybridge Road
- 1.4 – Straight on at the lights by Asda into Albert Road
- 1.6 – Straight on at the lights with Cheadle Road heading along Turves Road
- 2.3 – Straight on at the mini-roundabout continuing along Turves Road
- 2.6 – At the end, turn left on Wilmslow Road and then immediately right on Finney Lane by the Griffin Pub
- 3.8 – Handover at the Cooperative in Heald Green



Dynamoes Dash





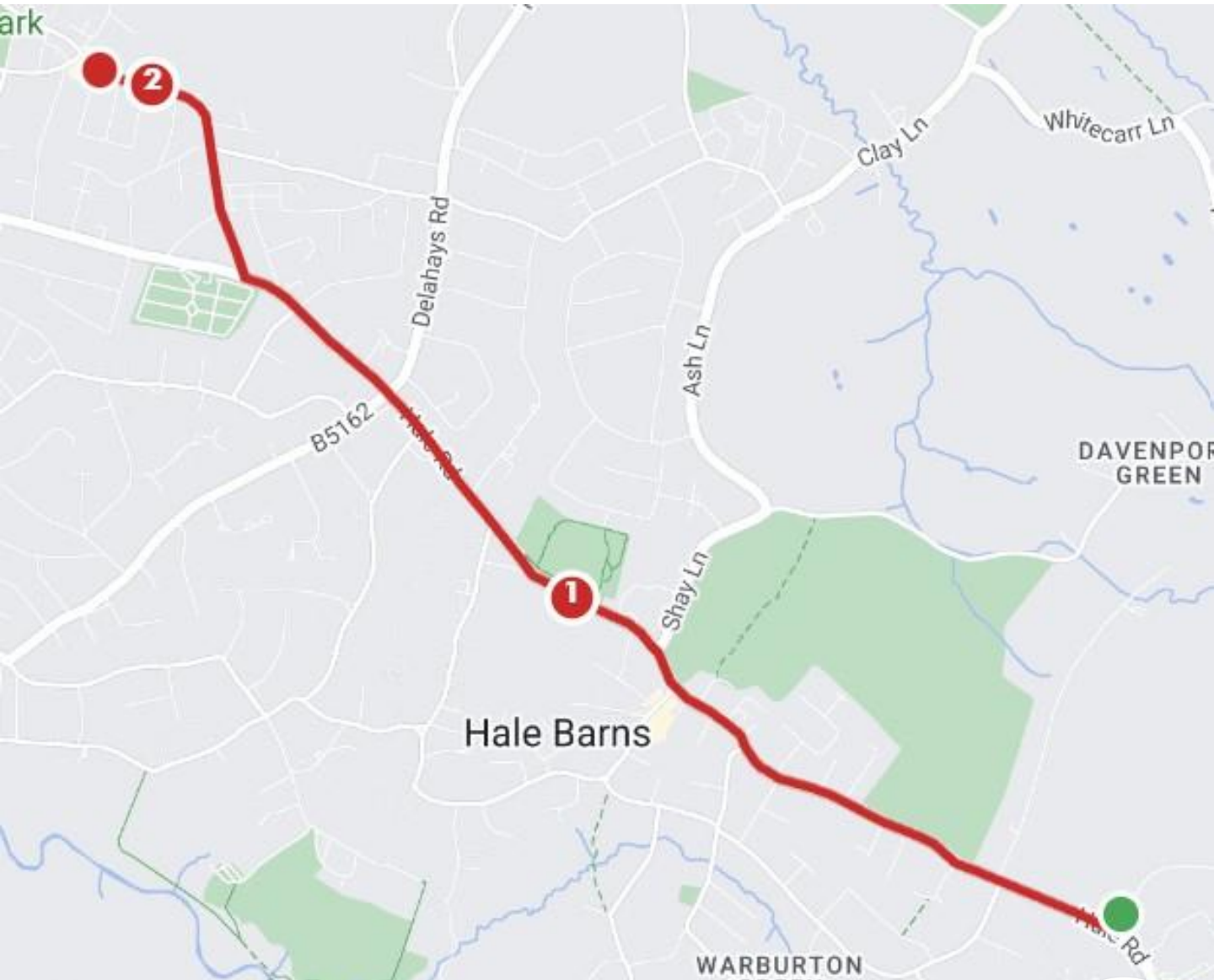
Stage 2 – Heald Green to Hale Barns

10



- 0.0 – Carry on along Finney Lane towards the airport
- 0.3 – Straight on at the lights with Styal Road onto Simonsway
- 0.7 – Turn left on Shadowmoss Road
- 1.0 – Turn right on Cornishway
- 1.6 – Turn left on Hilary Road and follow it round to the right
- 1.9 – Turn left at the end on Bailey Lane
- 2.1 – At the end, turn right on Enterprise Way and immediately right on Thorley Lane
- 3.1 – Turn right on Hasty Lane (care need as there are no pavements)
- 3.4 – Stage ends just before the end of Hasty Lane





Stage 3 – Hale Barns to Altrincham FC

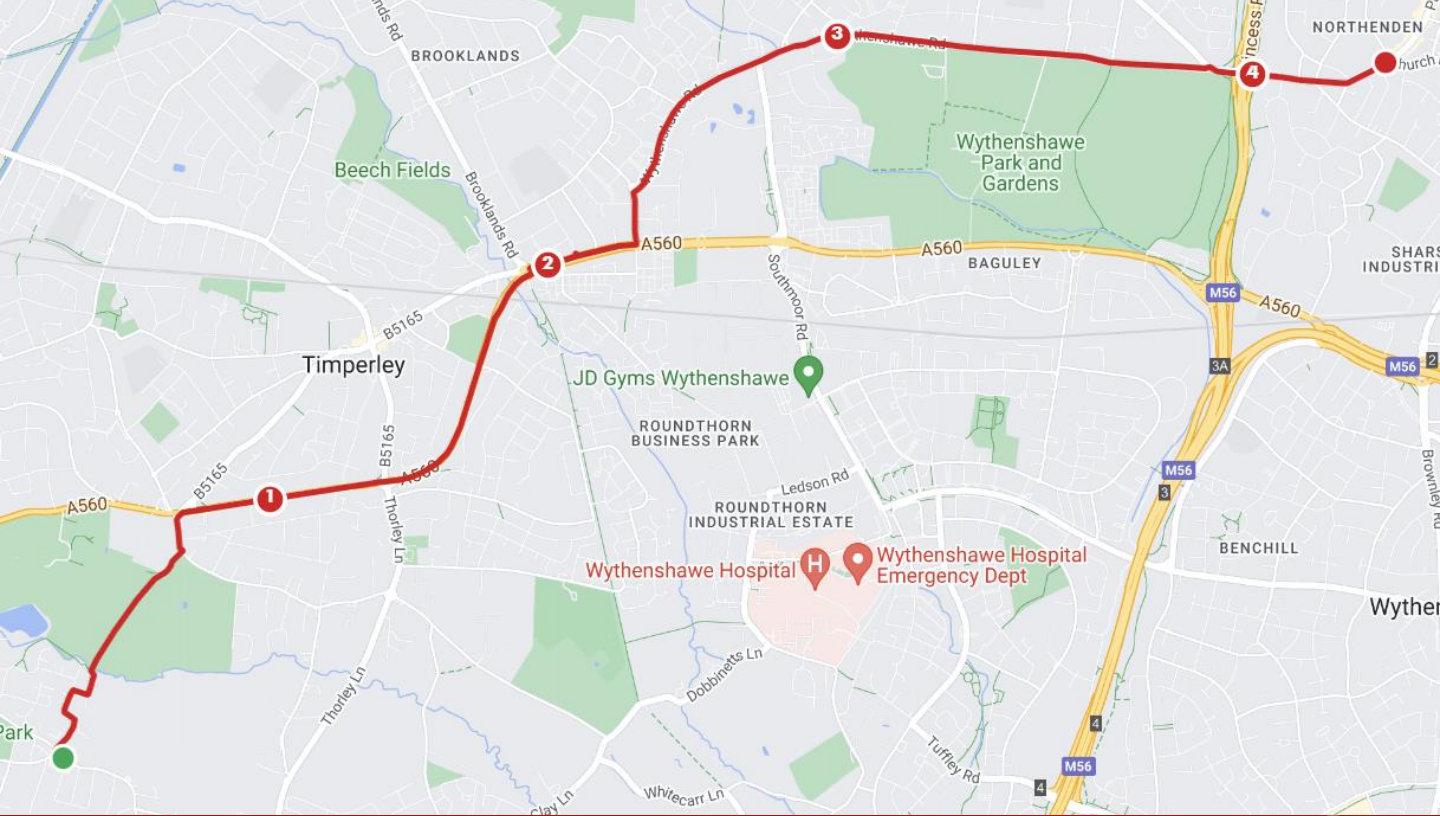
11

- 0.0.- Continue along Hasty Lane and at the end, turn right on Hale Road
- 1.4 – Straight on at the lights with Delahays Road
- 1.7 – Turn right on Westminster Road
- 2.1 – Arrive at Altrincham FC



Dynamo Dash





Stage 4 – Altrincham FC to Boxx2Boxx Coffee

12

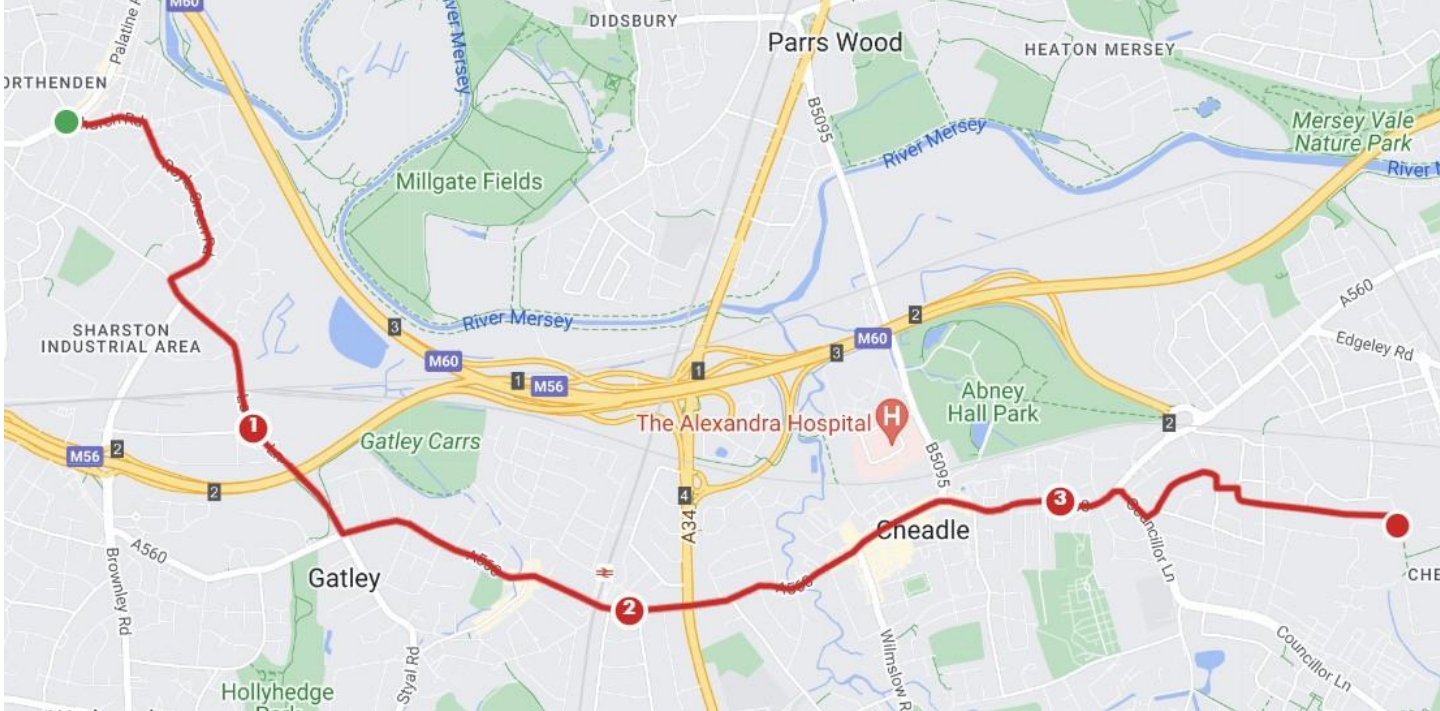


- 0.0 – Continue along Moss Lane and turn right immediately after the stadium along Golf Road
- 0.1 – Go through bollards, turn left on Thornlea then immediately right on Welham Way
- 0.2 – Turn right on Pinelea the left on Woodlea
- 0.3 – Enter the footpath after the end of Woodlea and fork right on the path across the park
- 0.7 – At the end, turn left on Wood Lane
- 0.8 – At the lights, turn right on Shaftesbury Avenue
- 2.0 – At the roundabout, go straight on (3rd exit) on Altrincham Road
- 2.2 – Turn left on Ferndown Road
- 2.3 – Turn right on Wythenshawe Road
- 2.8 – Pass over the tram line
- 3.9 – At the end, veer right on Sale Road and pass under Princess Parkway
- 4.3 – Arrive at Boxx2Boxx Coffee



Dynamoes Dash





Stage 5 – Boxx2Boxx Coffee to Dynamoes

13



- 0.0 – Turn right on Church Road and follow it around into Royle Green Road
- 0.6 – At the end, turn left on Longley Lane
- 1.3 – At the lights, turn left on Altrincham Road entering Gatley
- 1.7 – Pass Gatley Tandoori and the monument and head straight on through Gatley village
- 2.1 – Straight on at the lights with Kingsway towards Cheadle
- 2.7 – Keep right at the lights by the George and Dragon pub along Stockport Road
- 3.1 – Turn right at the lights by Carpetright onto Councillor Lane
- 3.2 – Turn left on Shakespeare Drive and follow it around to the left
- 3.4 – Turn left on St Marys Drive and at the end, turn right on Boundary Road
- 3.9 – At the end, turn right on the footpath entering Dynamoes field



Dynamoes Dash

